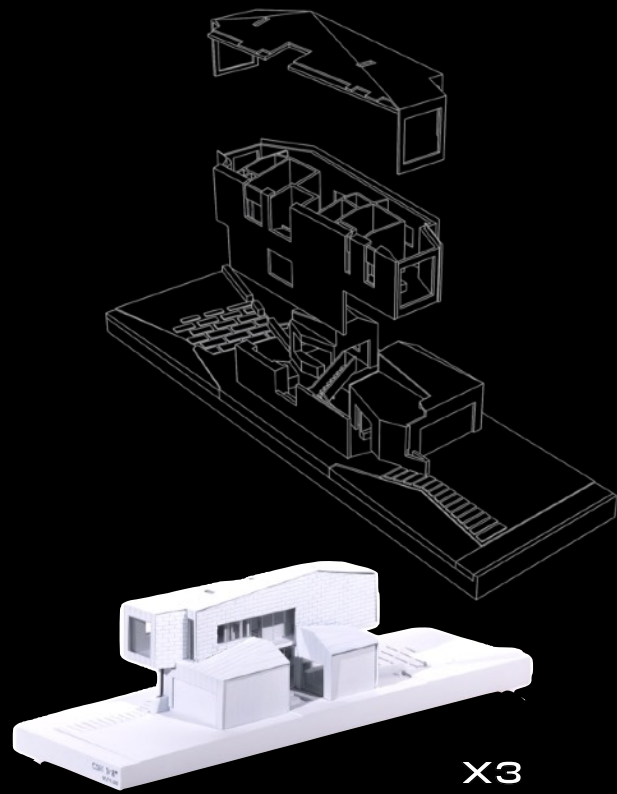


MORPHOSIS *Fabrication*

MODEL MAKING
to support projects of a very diverse nature, ranging from competitions and client presentations to artworks, studio archives, and workshop maintenance. I participated in the creation of 21 models.

- Enhancing:*
- * *Material exploration*
 - * *Comprehensive fabrication workflows*
 - * *Hybrid digital-manual tool proficiency*
 - * *Machine maintenance and troubleshooting*
 - * *Fabrication strategies development*
 - * *Workshop and equipment management*
 - * *Team coordination and task delegation*




RESIDENCE



IRW



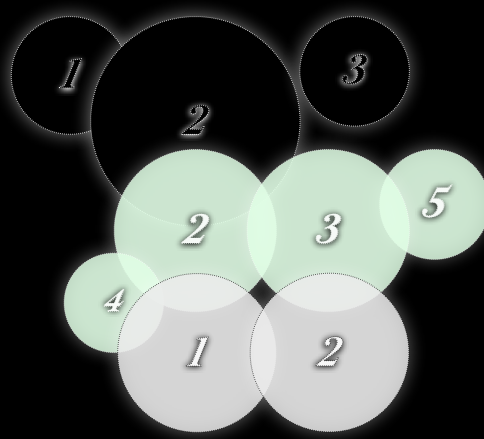
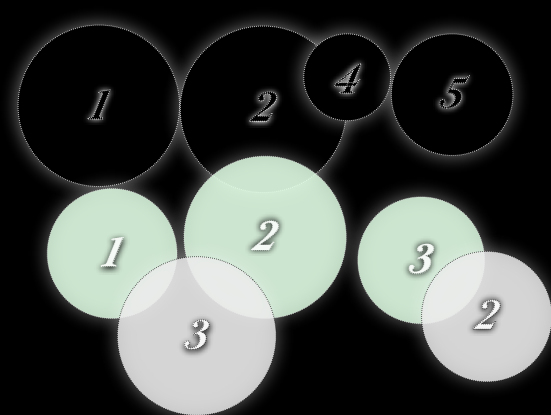
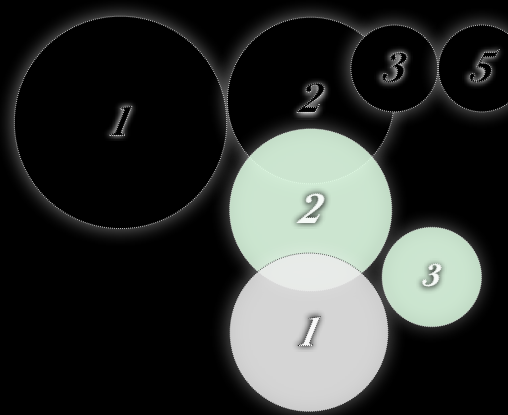
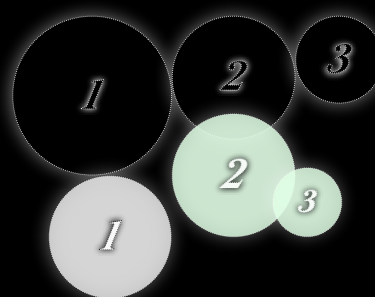
NEOM



COMPETITION

Office

DESIGN SUPPORT
contributing to spatial problem solving, drafting, 3D modeling for high-end rendering and 3D-printed scale models, and creating graphics for project presentations and client review.



Tools

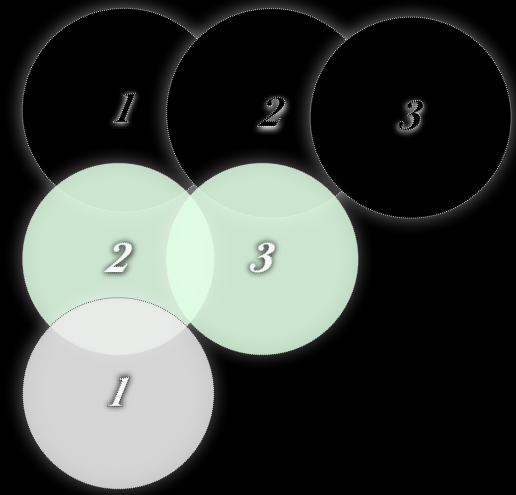
Materials

Finishes

- 1 3D file preparation - Rhinoceros/grasshopper
- 2 3D printing-SLS printer Fuse 1+30W
- 3 Laser cutting
- 4 CNC milling
- 5 Power tools
- 1 Wood-plywood
- 2 PA12
- 3 Acrylic
- 4 Foam
- 5 Resin
- 1 Chromatic
- 2 Surface alterations
- 3 Reactive


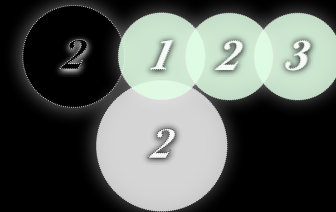


ITERATIONS

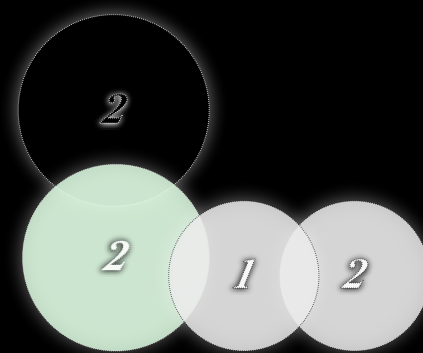


packing for shipping


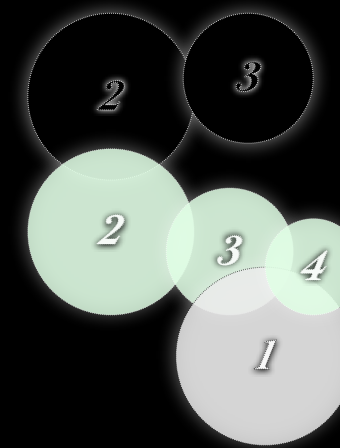
SAMPLES



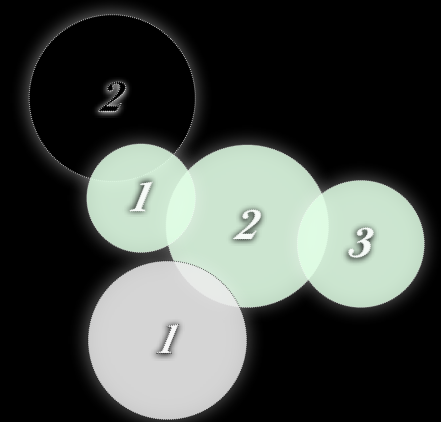
CHAPEL



CLINIC



EDUCATIONAL



Tools

Materials

Finishes



- 1 3D file preparation - Rhinoceros/grasshopper
- 2 3D printing-SLS printer Fuse 1+30W
- 3 Laser cutting
- 4 CNC milling
- 5 Power tools
- 1 Wood-plywood
- 2 PA12
- 3 Acrylic
- 4 Foam
- 5 Resin
- 1 Chromatic
- 2 Surface alterations
- 3 Reactive

MORPHOSIS Inner workshop project: a CHAIR// an approach to Morphosis design- world of iterations in forms. This exercise was inspired by the 'egg-like' shapes seen in some of the Morphosis projects. Also by the plane cutting gesture, as a form creating initiator into:

play — movement — dynamism — asymmetry — iteration — body — interaction

1st prototype:


1/4 in plywood, stacked and kept together with dowels



Process

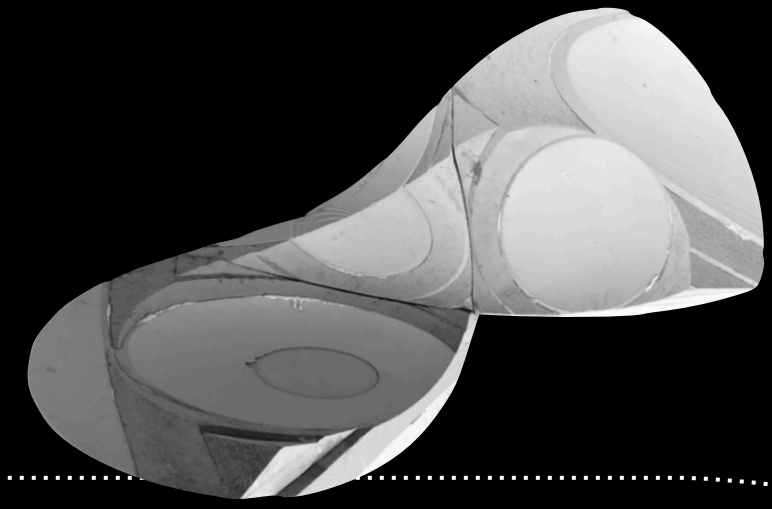

foam

CNC cuts



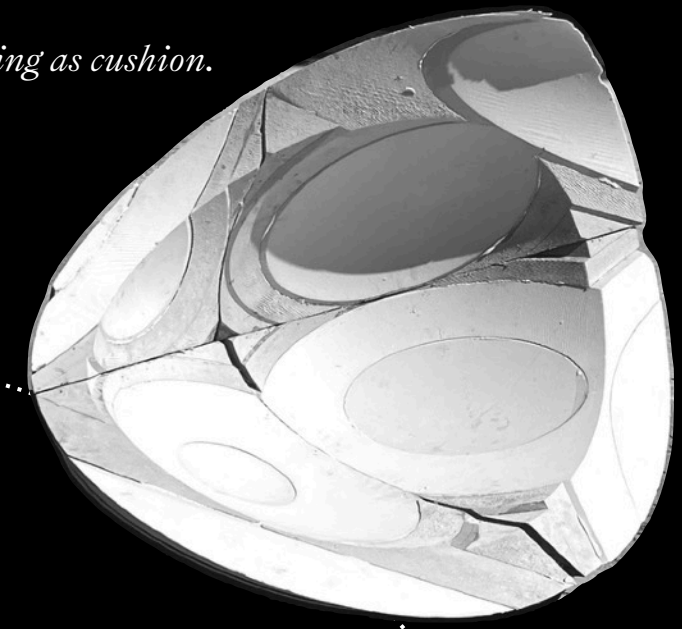
foam + DMF pieces

stacked and glued to create each face



DMF as structural net

+
foam layering as cushion.



Movement pattern analysis:



Full body movement